

**MANAV INFRA PROJECTS  
LIMITED**

**F. Y. 2017-2018  
A. Y. 2018-2019**

**SSRV & ASSOCIATES**

*Chartered Accountants  
Unit no.215,  
Gundecha Industrial Estate  
Akurli Road, Kandivali East  
Mumbai-400101*

**MANAV INFRA PROJECTS LIMITED**  
**FINANCIAL RESULTS FOR THE HALF YEAR ENDED 31 March, 2018**

Amt. in Rs.

Particulars	Six (6) Months ended	As on Year Ending
	31.03.2018	31.03.2018
	Audited	Audited
<b>Income from Operations</b>		
(a) Income from Operations	13,07,33,687	20,87,26,239
(b) Other Operating Income	25,07,506	2643994.93
<b>Total Income from Operations</b>	13,32,41,193	211370233.6
<b>Expenses</b>		
(a) Cost of materials consumed	- 1,36,97,785	
(b) Purchases of stock in trade	8,31,56,679	83156679
Changes in inventories	- 2,17,20,650	-21720650
(c) Employee benefits expense	57,41,767	9996509.28
(d) Finance costs	71,89,845	11943194.6
(e) Depreciation and amortisation expense	70,33,032	10337296.96
(f) Administration and other expense	5,74,29,025	105087159.2
<b>Total Expenses</b>	12,51,31,913	198800189
Profit / (Loss) from Operations before Other Income, finance, costs and exceptional items (1-2)	81,09,280	12570044.63
Other Income		
Profit / (Loss) from ordinary activities before finance costs but before exceptional items (3+4)	81,09,280	12570044.63
Finance Costs		
Profit / (Loss) from ordinary activities after finance costs but before exceptional items (5-6)	81,09,280	12570044.63
Exceptional Items		
Profit / (Loss) from ordinary activities before tax (7-8)	81,09,280	12570044.63
Tax Expenses (Net)	- 22,16,805	-109911
Net Profit / (Net Loss) from ordinary activities after tax (9-10)	1,03,26,085	12679956.06
Extraordinary Items		
Net Profit / (Net Loss) for the period (11-12)	1,03,26,085	12679956.06
Paid up equity share capital (Face value of Rs. 10 Each)	-	6,83,60,000
Reserves excluding revaluation reserves as per balancesheet of previous accounting year	2,11,38,107	57858107
Earnings Per Share of Rs. 10 Each (Not Annualised)		
<b>(i) Before Extraordinary Items</b>		
(a) Basic (Rs.)	1.51	1.85
(b) Diluted (Rs.)		
<b>(ii) After Extraordinary Items</b>		
(a) Basic (Rs.)	1.51	1.85
(b) Diluted (Rs.)		

For SSRV & ASSOCIATES

Chartered Accountants

FIRM NO. - 135901W

VISHNU KANT KABRA






Partner

M.No : 403437











**MANAV INFRA PROJECTS LIMITED**  
CIN U45200MH2009PLC193084  
**BALANCE SHEET AS AT 31<sup>ST</sup> MARCH 2018**

Particulars	Note No.	As at 31st March, 2018	As at 31st March, 2017
<b>ASSETS</b>			
<b>(1) Non-current assets</b>			
(a) Property, Plant and Equipment	2	3,74,25,786	2,30,14,095
(b) Capital work-in-progress			
(c) Investment Property			
(d) Goodwill			
(e) Other Intangible assets			
(f) Intangible assets under development			
(g) Biological Assets other than bearer plants			
(h) Financial Assets			
(i) Investments			
(ii) Trade receivables		5,50,000	6,75,000
(iii) Loans			
(iv) Others (to be specified)	7	57,15,094	40,50,503
(i) Deferred tax assets (net)			
(j) Other non-current assets	3	1,08,89,348	98,48,227
<b>(2) Current assets</b>			
(a) Inventories			
(b) Financial Assets	4	4,08,15,650	1,90,95,000
(i) Investments			
(ii) Trade receivables			
(iii) Cash and cash equivalents	5	9,13,71,760	5,32,17,747
(iv) Bank balances other than (iii) above	6	7,57,331	33,69,937
(v) Loans			
(vi) Others (to be specified)	7	3,46,43,413	1,69,97,506
(c) Current Tax Assets (Net)			
(d) Other current assets			
<b>Total Assets</b>		<b>22,21,68,381</b>	<b>13,02,68,015</b>
<b>EQUITY AND LIABILITIES</b>			
<b>(1) Equity</b>			
(i) Equity Share capital	8	6,83,60,000	2,00,00,000
(ii) Other Equity & Reserves	9	5,78,58,107	3,84,58,151
<b>(2) LIABILITIES</b>			
<b>(i) Non-current liabilities</b>			
(a) Financial Liabilities			
(i) Borrowings			
(ii) Trade payables	10	3,13,75,519	1,32,99,599
(iii) Other financial liabilities (other than those specified in item (b), to be specified)			
(b) Provisions			
(c) Deferred tax liabilities (Net)			
(d) Other non-current liabilities			
<b>(ii) Current liabilities</b>			
(a) Financial Liabilities			
(i) Short Term Borrowings	11	3,47,65,573	2,30,11,802
(ii) Trade payables	12	1,80,24,006	3,12,22,772
(iii) Other financial liabilities (other than those specified in item (c))			
(b) Other current liabilities			
(c) Provisions	13	80,62,504	14,84,228
(d) Current Tax Liabilities (Net)	14	37,22,672	27,91,463
<b>Total Equity and Liabilities</b>		<b>22,21,68,381</b>	<b>13,02,68,015</b>
See accompanying notes to the financial statements			
As per our separate report of even date For SSRV and Associates Chartered Accountants ICAI FRN. 135901W	For Manav Infra Projects Limited		
 Vishnu Kabra Partner Membership No. 403437 Place: Mumbai Date:-	 MAHENDRA N RAJU (Director) DIN : 02533799  BIPIN PATEL (CFO)	 DINESH S YADAV (Director) DIN : 07843240  POONAM SHARMA (Company Secretary)	





**MANAV INFRA PROJECTS LIMITED**  
CIN U45200MH2009PLC193084  
**Statement of Profit and Loss for the period ended 31st March 2018**

	Particulars	Note No.	As at 31st March, 2018	As at 31st March, 2017
I	Revenue From Operations	15	20,87,26,239	18,07,67,801
II	Other Income	16	26,43,995	21,98,780
III	Total Income (I+II)		<b>21,13,70,234</b>	<b>18,29,66,581</b>
IV	<b>EXPENSES</b>			
	Cost of materials consumed			
	Purchases of Stock-in-Trade	17	8,31,56,679	5,16,92,495
	Changes in inventories of finished goods,			
	Stock-in -Trade and work-in-progress	18	(2,17,20,650)	(68,65,000)
	Employee benefits expense	19	99,96,509	95,04,580
	Finance costs	20	1,19,43,195	1,03,24,369
	Depreciation and amortization expense	2	1,03,37,297	56,94,237
	Other expenses	21	10,50,87,159	10,46,68,694
	Total expenses (IV)		<b>19,88,00,189</b>	<b>17,50,19,374</b>
V	Profit/(loss) before exceptional items and tax (I- IV)		<b>1,25,70,045</b>	<b>79,47,207</b>
VI	Exceptional Items		-	-
VII	Profit/(loss) before tax (V-VI)		1,25,70,045	79,47,207
VIII	Tax expense:			
	(1) Current tax		9,31,210	27,91,463
	(2) Deferred tax	3	(10,41,121)	(51,59,675)
IX	Profit (Loss) for the period from continuing operations (VII-VIII)		<b>1,26,79,956</b>	<b>1,03,15,419</b>
XVI	Earnings per equity share (for continuing operation):			
	(1) Basic		1.85	5.16
	(2) Diluted			
As per our separate report of even date For SSRV and Associates Chartered Accountants ICAI FRN. 135901W			For Manav Infra Projects Limited	
 Vishnu Kabra Partner Membership No. 403437 Place: Mumbai Date:-			 MAHENDRA N RAJU (Director) DIN : 02533799	 DINESH S YADAV (Director) DIN : 07843240
			 BIPIN PATEL (CFO)	 POONAM SHARMA (Company Secretary)





**MANAV INFRA PROJECTS LIMITED**  
CIN U45200MH2009PLC193084  
**CASH FLOW STATEMENT FOR THE PERIOD ended 31st March 2018**

Sl. No.	Particulars	2018 Amount RS	2018 Amount RS	2017 Amount RS	2017 Amount RS
1	<b>CASH FLOW FROM OPERATING ACTIVITIES</b>				
	Net Profit Before Tax				
	Adjustments for changes in :-		1,25,70,045		79,47,207
	Depreciation	1,03,37,297		56,94,237	
	Profit on sale of Assets	23,54,400			
	Interest & Finance Charges	1,19,43,195		1,03,24,369	
	Dividend Income	-	2,46,34,891	-	1,60,18,606
	<b>Operating Profit before Working Capital Changes</b>		<b>3,72,04,936</b>		<b>2,39,65,812</b>
	Adjustments for changes in :-				
	(Decrease)/Increase in Trade Payables	(1,31,98,767)		24,25,144	
	(Increase)/Decrease in Trade receivables	(3,81,54,012)		(6,24,781)	
	(Increase)/Decrease in Short-term Loans & Advances	(1,76,45,907)		(74,00,316)	
	(Increase)/Decrease in Inventories	(2,17,20,650)		-	
	(Decrease)/Increase in Short Term Borrowings	1,17,53,771		76,05,601	
	(Decrease)/Increase in Other Current Liabilities & Provisions	75,09,486		(2,40,11,180)	
	(Increase) in other current Assets	-	(7,14,56,079)	(68,65,000)	(2,88,70,532)
	<b>Cash generated from operations</b>		<b>(3,42,51,144)</b>		<b>(49,04,720)</b>
	Income tax paid				
	<b>Net Cash flow from Operating activities (A)</b>		<b>(3,42,51,144)</b>		<b>(49,04,720)</b>
2	<b>CASH FLOW FROM INVESTING ACTIVITIES</b>				
	Payments for acquisition of assets	(2,74,24,589)		(1,77,23,402)	
	Sale Proceeds from Asset	50,30,000		50,61,842	
	Profit on sales of assets	(23,54,400)			
	Decrease/ (Increase) in Investment	1,25,000		(6,75,000)	
	Loans and advances given / repaid (Net)	(49,50,199)		(62,22,768)	
	<b>Net Cash used in Investing activities (B)</b>		<b>(2,95,74,187)</b>		<b>(1,95,59,328)</b>
3	<b>CASH FLOW FROM FINANCING ACTIVITIES</b>				
	Proceeds from/Repayments of LT borrowings [Net]	1,80,75,920		(43,85,690)	
	Finance Cost	(1,19,43,195)		(1,03,24,369)	
	Cash proceeds from issue of	1,83,60,000		-	
	Receipt of Securities Premium	3,67,20,000		-	
	<b>Net Cash used in financing activities (C)</b>		<b>6,12,12,725</b>		<b>(1,47,10,059)</b>
	<b>Net increase or Decrease in cash &amp; Cash Equivalents</b>		<b>(26,12,606)</b>		<b>(3,91,74,107)</b>
	<b>Openings cash and cash equivalents</b>		<b>33,69,937</b>		<b>4,25,44,043</b>
	<b>Closing cash and cash equivalents</b>		<b>7,57,331</b>		<b>33,69,936</b>

**FOR SSRV AND ASSOCIATES**

Chartered Accountants

ICAI F.R.N. 135901W

CA Vishnu Kant Kabra

Partner

M. No.: 403437

PLACE: MUMBAI

For Manav Infra Projects Limited

MAHENDRA N RAJU DINESH YADAV

Director

DIN : 02533799

Bipin

BIPIN PATEL

(CFO)

Director

DIN : 07843240

POONAM SHARMA

(Company Secretary)

